



NEWSLETTER

Volume 23 Issue 6

June 2017

Upcoming Events

-  Guild Picnic • August 10th • 5:30 P.M. Lincoln Park • Cabin 1
-  Fall camp quilt • Sept, 29, 30, and Oct. 1.
-  Spring camp quilt • March 23, 24, 25, 2018.
-  EAA Quilt Show • Friendships Around the World • July 27 • 8 to 4 • Oshkosh Seniors Center • North 234 N Campbell Road • Oshkosh FREE ADMISSION • Sponsored by Lakeside Quilters Ltd. •
<https://sites.google.com/site/lqghome/home>
-  Sheboygan Quilt Show • September 30 • South Side Alliance Church

June Meeting

June 8th, 2017 • Manitowoc Senior Center – 6:45

June Program: Erin LaBonte, art professor at Silver Lake College, will present a program about visual elements and principles and how they relate to design, colors and patterns.

June Hostesses: Carol DeGroot, Ellie Podner, Lindy Backus


MEETING AGENDA

OLD BUSINESS

One Block Wonder Workshop
Membership Form for 2017–2018
Secret Pal Form
Election of Officers

NEW BUSINESS

August Picnic
Pillow Case Pattern



Check these out in this newsletter

- The Secret Pal Form. Return by August 10th if you wish to participate next year.
- Revised guild committee descriptions as discussed at the May guild meeting.
- The pillow case pattern for those who want to make pillow cases for the foster children project.

Nominees for Office 2017 thru 2019

President–Lindy Backus
Secretary–Ann Sinkula
Board of Directors (vote for 2)
Sue Druschke, Kay Rusch,
Donna Theiss, and Barb Tyron

Nominations will be accepted from the floor at the June meeting. If you are interested in holding office, please contact the nominating committee of Mary Kempf or Bonnie Loeh.

Membership Form Reminder

Please turn in your completed membership form, with dues payment, no later than June 30th to ensure inclusion in the membership booklet. The form was in last month's newsletter and is on the web site at.

<http://www.patchoflakeshore.com/media/d28e7d12b0a2c4d3ffff864afffe417.pdf>

Senior Center Quilt Display

June 1st – July 15th Janet Pitroski
July 15th – August 31st Pearl Stock
August 31st – September 30th Kay Rusch

UFO PROJECT

The UFO for June is florals, beach, and patriotic.

*September Newsletter Deadline is 08-25-2017
Remember – No July or August newsletter.*

Join us online at <http://www.patchoflakeshore.com>

Minutes of the May 11th, 2017 Meeting

The May meeting was called to order at 6:45 P.M. by Julie Puestow, Vice President. Julie led the members in the Pledge of Allegiance.

New members, Lynn Sweetman, Ellen Lewellyn, and Jenny Martin were introduced.

Program: Colleen Ansbaugh set out pieces from the Studio Arts Quilt Association Traveling Quilt Show which were viewed during the social.

Board members Peggy Valitchka and Sue Druschke, explained the committees that are on the membership registration form for the coming year. There were some deletions and additions to the list.

Julie told members that the fabric on the back table was donated by the Cisler family – their mom has moved to a Nursing Home. Members were encouraged to take what they would like. The remaining fabric is being donated to a mission trip where sewing skills will be taught.

Show and Tell: Quilt Show ribbon winning quilts were shown first.

August Picnic Challenge: Members are asked to bring a pillow case for Foster Care to the picnic. Directions for pillow cases will be in the June newsletter.

BUSINESS MEETING

Secretary's Report: Motion was made by Kay Rusch and seconded by Barb Tryon to accept the minutes as they appeared in the newsletter. Motion accepted.

Treasurer's Report: Motion was made by Kay Olker and seconded by Janet Pitroski to accept the treasurer's report as

it appeared in an email. Motion accepted.

OLD BUSINESS

May Workshop: Carol De-Groot reported that 14 people attended.

One Block Wonder Workshop: To be held in October – exact date to be announced later. It will be held at the Manitowoc Police Department from 9 – 4.

Nominating Committee:

Candidates are:

President – Lindy Backus

Secretary – Anne Sinkula

Board – Donna Theiss, Kay Rusch, Sue Druschke, Barb Tryon

Nominations are still open. Nominations can be taken from the floor at the June meeting.

NEW BUSINESS

Registrations for the next guild year will be accepted at the June meeting or by June 30th if mailed.

June Program: An art professor from Silver Lake College will be the presenter. She will be asking guild members if anyone would be interested in displaying quilts in the hall of the art department.

UFO Challenge Winner:
Karen Hoffman

Door Prize Winners: Joan Behnke and Karen Hoffman

Secret Pal: Gifts handed out.

Next Meeting: June 8, 2017.

Motion to Adjourn: Motion to adjourn made by Anne Sinkula and seconded by Marlene Denor. Motion approved. Meeting adjourned at 8:20.

Respectfully submitted:
Mary Hutchison, Secretary

August Picnic

August 10th

Cabin No. 1 • Lincoln Park
Manitowoc


Doors Open at 5:30
Eat at 6:00

Bring a dish to pass. Desert, salad, or casserole for potluck.

Bring 6 25¢ pieces for a game.

Door prizes, games and fun for all!

Bring pillow cases for foster children.



Please welcome the following new members:

Jayden Posvic
10315 County Rd J
Reedsville, WI 54230
920-973-1409 (Pam Posvic)
snowwing@charter.net
(Pam's email)

Lynn Sweetman
2504 Michigan Ave.
Manitowoc, WI 54220
920-682-9694
r.sweetman@sbcglobal.net

Please update your booklets with Colleen Ansbaugh's new email: AnsbaughColleen@Gmail.com

If interested in participating in the 2017-2018 Secret Pal exchange please return the completed questionnaire (*see below*) to Mary Kempf at the POLQ picnic in August or mail it to Mary Kempf before the September meeting.

Reveal for 2016-2017 will be at the September meeting. New pairings for 2017-2018 will be distributed at the close of September's meeting. New Secret Pals start with the October meeting. Please feel free to contact Mary Kempf if additional information is needed.

Have fun, enjoy meeting other guild members and watching their delight during Secret Pals.

Have a great summer.

Mary Kempf

Secret Pal Questionnaire

Name _____

Address _____ City _____ Zip Code _____

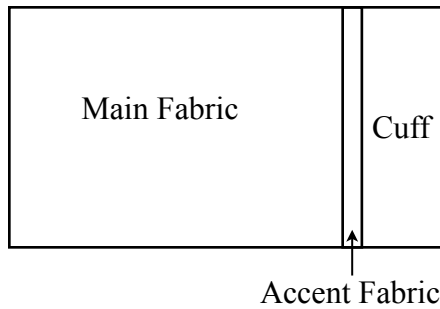
Birthday: Month _____ Date _____

Favorite Colors _____

Write a short paragraph about yourself and your quilting experience (hobbies, interests other than quilting). Are you a beginner – intermediate – advanced quilter, type of quilting, etc.

To participate in the Secret Pal Program in 2017-2018, fill in the form above and either bring it to the August meeting or mail to:

Mary Kempf
2020 Fairmont Street
Manitowoc, WI 54220
Phone 920-684-7543 or 920-901-3102



PILLOW CASE

Standard Pillow Case	
Fabric Requirements	
Main Fabric	¾ Yd.
Cuff	⅓ Yd.
Accent Fabric	⅛ Yd.
Cutting	
Main Fabric	26" x 45" Width of Fabric(WOF)
Cuff	10" x 45" WOF
Accent Fabric	2" x 45" WOF

Travel Pillow Case	
Fabric Requirements	
Main Fabric	5/8 Yd.
Cuff	⅓ Yd.
Accent Fabric	⅛ Yd.
Cutting	
Main Fabric	18" x 30"
Cuff	10" x 30"
Accent Fabric	2" x 30"

Directions

1. Fold accent fabric in half, lengthwise. Wrong sides together.
2. Machine baste folded accent strip onto the top edge of main fabric. Use ⅛" seam allowance.
3. Sew the cuff onto the top edge of the main fabric. (Using the "Hot Dog" method.)
 - ◆ With right sides together, sew the cuff (lengthwise) onto the top edge of the main fabric. Stitch through cuff, folded accent fabric and main fabric. Use ¼" seam allowance.
 - ◆ Lay pillow case flat with the cuff flipped up. The right sides of cuff and main fabric should be facing up.
 - ◆ Starting at the bottom, roll the main fabric into a long, skinny tube. Roll until it meets the accent fabric strip.
 - ◆ Wrap the cuff around the long skinny tube, creating the "Hot Dog". The right sides of the cuff fabric should be facing one another. The wrong side of the cuff should be facing out.
 - ◆ Using a generous ¼" seam, stitch cuff edges together. Sew through the cuff fabric, the accent strip, and main fabric.
 - ◆ Turn "Hot Dog" inside out. Hooray! The cuff and accent fabric are stitched on with a neatly encased seam.
4. Complete the pillow case (using a French seam).
 - ◆ Fold the pillow case in half, lengthwise, **wrong sides together**. Stitch the side seam with a ¼" seam. Press.
 - ◆ Turn the pillow case so the right sides are together. Again stitch the side seam. This time with a ½" seam allowance.
 - ◆ Stitch across the bottom of the pillow case with a ½" seam allowance.
5. Turn right side out. Press. Pillow case completed.

Committees

Camp Quilt – Camp Quilt members organize and implement a weekend of fun! Camps are held twice a year, October and February, Friday through Sunday, with a focus on sewing and camaraderie.

Charity Projects – Charity Project Committee members decide who the guild charity projects will be made for, what will be made, set up sewing dates and make the membership aware of the dates for group sewing. They then present the items to the recipients.

Christmas Social – This committee chooses the theme, food, activities or entertainment for an evening of celebration with the guild. There is a budget for this activity.

Contact – The Contact Committee updates a calling /email tree. This is a way for the guild to quickly contact members regarding special meetings, class reminders, meeting cancellations or deaths. Notifications to be made by electronic means and/or *telephone, especially for members who do not have email.*

Door Prizes – This committee procures door prizes for each meeting. There is a budget for this activity.

Historian – The Historian(s) organizes and maintains the history files, pictures and cards of the guild's history.

Meeting Social Hostesses – Provides beverages and light snacks, along with the amenities for social time during monthly guild meetings. Sign up with friends for one month during the year.

Meet 'N Greet – Committee members welcome guild friends at monthly meetings, remind everyone to sign in for door prizes, give any directions necessary.

Membership Booklet – The Membership Booklet Committee updates the membership information; names, addresses, e-mails on a yearly basis. Printing and distribution to membership occurs yearly.

Mystery Quilters – This committee selects a project for the year, pre makes the blocks for publication in the newsletter and presents the blocks at each month's meeting.

New Member Buddy – The committee makes sure that all new members get a welcome packet and a follow up phone call. They answer questions new members may have. Asks new members if they want an assigned buddy.

Newsletter – This committee gathers information for the month and puts it together for publication. The newsletter is placed on the guild's website and mailed to members who pay extra for a mailed copy. The committee notifies members when the newsletter is available on the guild's web site.

Nominating – Recruits officer and board of director candidates as needed for the annual election in June.

Picnic – The Picnic Committee chooses the theme, food, activities or entertainment for an evening of celebration with the guild. There is a budget for this activity.

Secret Pal – The Secret Pal Committee coordinates the Secret Pal Game. They hand out forms and gather names at the Summer Picnic. The pairs are formed by the next guild meeting and a year of secrecy follows! Participation is voluntary and giving is at your discretion. The big reveal occurs at the following September meeting (a year later).

Show and Tell Helpers – Every meeting two quilt holders and two folders volunteer to assist the presenters during show and tell. Items are placed on tables for guild members to view during break.

Sunshine – Sends cards/notes to members who are ill or have experienced a death in the family. Contacts guild's Treasurer for monetary donation to the family of a passed member or the member's deceased spouse.

UFO – This committee is responsible for year round fun, focusing on helping guild members complete what is in the closet or on the shelf...Unfinished Objects!

Website – Updates the Patch of Lakeshore Quilters website information as needed.

Workshop – The Workshop Committee plans and schedules workshops for the guild using local or national instructors. There is a budget for this committee.