







NEWSLETTER

Volume 23 Issue 5

May 2017

Upcoming Events

-  Guild sponsored hand applique by machine workshop • May 6th.
-  Guild Picnic • August 10th • 5:30 P.M.
Lincoln Park • Cabin 1
-  Fall camp quilt • September 29, 30, and October 1.
-  Spring camp quilt • March 23, 24, 25, 2018.

One Block Wonder Workshop

This fall Mary Ellen Beebe and Sue Druschke will be leading a workshop. . . "One Block Wonder". The technique for this quilt block requires only one length of fabric. A brief discussion about suitable fabrics was held at the April meeting. Please refer to the April meeting minutes in this newsletter.

Sue sent the following following information about the yardage requirements.

More details about this workshop will be forthcoming.

One Block Wonder-Fabric Requirements

- 8" repeat – 1 1/2 yards
- 12" repeat – 2 yards
- 16" repeat – 2 3/4 yards
- 24" repeat – 4 yards

May want to buy extra yardage to use for border.

Membership Form Reminder

The form for 2017-2018 is located on page 5 of this newsletter. Please complete and turn in with dues payment not later than June 20th to ensure you are included in the membership booklet to be issued in fall.

UFO PROJECT

The June challenge will be florals and bright colors.

May Meeting

May 11th, 2017 • Manitowoc Senior Center – 6:45 P.M.

Show and Tell: Ribbon winning quilts from FAN-tastic quilt show that were not shown at the April guild meeting. Please also bring your other projects to share.

May Hostesses: Barb Schiesl, Betty Matejka, Marlene Denor and Mary Kempf

MEETING AGENDA

OLD BUSINESS

- May Workshop Report
- Quilt Show
- One Block Wonder Workshop
- Nominating Committee – Candidates

NEW BUSINESS

- Membership Form for 2017–2018

REMINDER!

Turn in your quilt show yard signs at the May meeting or return to Kay Olker. They need to be stored away for the next show.

Donated Fabric

A Patch of Lakeshore Quilters Guild received a very generous donation of fabric. The charity committee has sorted the fabrics and taken what they can use for quilt and pillow cases.

But there is so much fabric left. The remaining fabrics will be brought to the May guild meeting. You may take whatever you like.

Please bring bags or tubs to take home your "treasurers". The committee would like to keep the tubs and bins (that the donation came in) for storage at the shed.

Senior Center Quilt Display

April. 1st – May 30th Ellie Podner

June 2017 Newsletter Deadline is 05-23-2017

Join us online at <http://www.patchoflakeshore.com>

Please welcome the following new members:

Ellen Lewellen
1801 Highland Ct
Manitowoc, WI 54220
920-684-6760 (H)
920-242-6758 (C)
1801ellen@gmail.com

Linda Londo
929 S. 29th St., #203
Manitowoc, WI 54220
920-682-7507 (H)
920-860-0777 (C)

Billie Jo Maedke
1910 Adams St.
Two Rivers, WI 54241
920-657-1602 (H)
920-242-3691 (C)
maedkephoto@yahoo.com

Jennifer Martin
W7478 Martin Lane
Fort Atkinson, WI 53538
920-650-2102
Jennifer.martin4435@gmail.com



Britta Mitchler
1023 N 13th St.
Manitowoc, WI 54220
920-645-7205 (C)
brittamitchler@gmail.com

Carol Thompson-Selner
14525 Cty Road R
Maribel, WI 54220
920-901-0531 (C)
carolthompsonselner@ymail.com

Sarah Angoli
910 Liberty St.
Green Bay, WI 54304
920-645-7077 ©
Sarah.angoli@nbc26.com

Tina Mickelson
18513 Freedom Ct.
Mishicot, WI 54228
920-323-7615 (C)
tmickrural@gmail.com

Please update your booklets with Julie Puestow's new email: JPQuilterextraordinaire@yahoo.com

FAN-tastic Quilts on the Lakeshore Quilt Walk Notes

Compiled by Marlene Denor on Saturday morning of the quilt show.

Carol Butzke, judge and quilt appraiser pointed out things to make a quilt interesting as she walked through the 275 quilts hung for our quilt show.

Well balanced overall appearance.

Change of scale of fabric pattering.

Subtle colors but good contrast.

Using wool batting will help to prevent fold marks since it has less memory.

Use a focal fabric and then pull colors from it to complete the quilt.

A bold border is good.

Theme fabric – Use small, medium and large pieces of the design.

Quilting should be consistent across the quilt and fill the space.

Attention to detail.

A quilt with a simple pattern and very good workmanship is more award winning than a complex quilt done poorly.

With a center medallion, the borders should get larger and larger to balance the quilt.

Good strong lines of color – even if only 3 colors.

Using a small strip in a small outside border is not necessary but adds interest.

If using a focal fabric, use multiple colors, more is better than too few. Two dark, 4 medium and 2 light for balance.

If pattern of block goes into border it makes it more interesting.

Two different backgrounds make it interesting and makes it work.

If doing applique, be sure the background fabric does not shadow through.

Use a variety of one color to add interest.

Make border about same size as biggest block to add interest.

Corners should be 90°.

Binding should be straight and full to outside edge.

The meeting started at 6:45 with the pledge to the flag. New members were introduced and welcomed. Thank you to everyone who helped before, during and after the quilt show. It was a wonderful show.

Julie Puestow put out a plea to anyone who has some spare pink buttons. She has a project she is working on and needs a lot of pink buttons (without the shank). Julie also has a new email. Jpquilterextraordinaire.com

Sarah Gallagher and Kelly Rubusch, from The Quilt Shop of Two Rivers, showed us some of the new products they have. Sarah gave our guild a "Thank you for all the help at the quilt show."

Show and tell was a display of quilts that received ribbons at the quilt show.

After the social, we had the business meeting.

BUSINESS MEETING

Pearl Stock made a motion to accept the secretary's report as printed in the newsletter. Motion seconded by Sue Du Pont.

Mary Kempf made a motion to accept the treasurer's report as emailed/mailed. Seconded by Ellie Podner.

NEW BUSINESS

Rosemary Lambert passed out a sign up for the Senior Center Quilt Display.

People who had a quilt on display at the Manitowoc Public Library had their quilts returned. Ribbons were awarded at the library. Donna Theiss received the ribbon from the mayor and the staff. Julie Klumpp received the ribbon from the public choice voting.

OLD BUSINESS:

Carol Degroot discussed the May 6, workshop, Hand Applique By Machine. The cost is \$30 and lunch is on your own. If you want to order a sub, Subway will deliver.

MaryEllen Beebe and Sue Druschke are going to teach a workshop this fall entitled *The One Block Wonder Quilt*. The venue and date have not been determined. You will need a larger print fabric with about 5 colors and a 24" repeat. 4 yards will make a quilt. If you want to do some of the print in the border, buy more. Small geometrics and fine prints **DO NOT** work. Sue will provide additional yardage requirements in a future newsletter so members may start shopping for their fabric. *ed. note: See page 1 of this newsletter.*

MaryEllen also wants to start a "stash buster" group. People would get together every other month and work on a pattern and get rid of their stash. If anyone would like to help on this project please contact MaryEllen.

Spring Camp Quilt was a big success and all had fun. The dates for fall camp quilt are September 29, 30, and October 1. Spring camp quilt is March 23, 24, 25, 2018.

Nominating Committee has some names for the ballot. If anyone wants to run for an office, let Mary Kempf know. Voting will be at the June meeting. Nominees will be presented at the May meeting.

The quilt show wrap up meeting will be on May 4th, at Luigi's at 6:30PM.

The next quilt show will be April 6 and 7, 2019. We have

booked the 4th and 5th for set-up.

Please bring your yard signs back at the next meeting, or to Kay Olker's house, so we can get them back to the storage unit.

Thank you notes were received from Barb Schiesl and the Manitowoc County Foster Care Team.

Hostesses for the May meeting are Barb Schiesl, Betty Matejka, Marlene Denor and Mary Kempf.

Names were drawn for door prizes.

Kay Rusch made a motion to adjourn and second by Sue Marquardt.

*Respectfully submitted:
Kay Olker, Acting Secretary*

August Picnic

August 10th

Cabin No. 1 • Lincoln Park
Manitowoc

Doors Open at 5:30
Eat at 6:00

Bring a dish to pass. Desert, salad, or casserole for potluck.

Bring 6 25¢ pieces for a game.

Door prizes, games and fun for all!

Bring pillow cases for foster children.

**A Patch of Lakeshore Quilters Guild
Membership 2017-2018**

Meetings are held at 6:45 p.m. on the second Thursday of each month (except July and August) at the Manitowoc Senior Center – 3330 Custer Street in Manitowoc, WI.

CIRCLE ONE: New Member Renewal Returning

Please print or use address label:

Name: _____

Address: _____ City: _____ State: _____

Zip Code: _____ E-mail: _____

Telephone: _____ Cell: _____ Work: _____

(please include area codes)

ANNUAL DUES (please check one):

_____ \$20.00 Membership if receiving Newsletter via E-Mail

_____ \$25.00 Membership if receiving Newsletter via US Postal Service

_____ \$10.00 Junior Membership (10 – 18 years) with paid adult member:
mentor's name: _____

OTHER: _____ \$ 3.50 Membership name pin

_____ \$ 1.00 Each additional membership booklet

All forms must be filled out completely (no payments or forms will be accepted separately).

Make check payable to: A Patch of Lakeshore Quilters Guild

Return forms and payments to Treasurer or mail to:

A Patch of Lakeshore Quilters Guild

Attn.: Treasurer

P. O. Box 1952

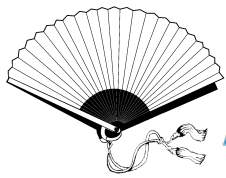
Manitowoc, WI 54221-1952

All payments and forms must be received or postmarked by June 30, 2017 to be included in the membership booklet.

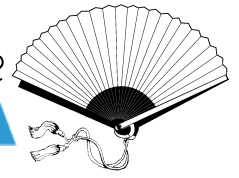
<i>Place an X by any committee(s) you'd like to participate in.</i>	<input type="checkbox"/> Contact	<input type="checkbox"/> Membership Booklet	<input type="checkbox"/> Meeting Social Hostesses
	<input type="checkbox"/> Sunshine	<input type="checkbox"/> Picnic (August 2018)	Choose a month(s)
	<input type="checkbox"/> Camp Quilt	<input type="checkbox"/> Secret Pal	<input type="checkbox"/> Jan. <input type="checkbox"/> Feb. <input type="checkbox"/> March
	<input type="checkbox"/> Charity Projects	<input type="checkbox"/> Web-Site	<input type="checkbox"/> Apr. <input type="checkbox"/> May <input type="checkbox"/> June
	<input type="checkbox"/> Christmas Social	<input type="checkbox"/> Workshop	<input type="checkbox"/> Sept. <input type="checkbox"/> Oct. <input type="checkbox"/> Nov.
	<input type="checkbox"/> Door Prize	<input type="checkbox"/> Mystery Quilters	I would like to work with
	<input type="checkbox"/> Historian	<input type="checkbox"/> New Member Buddy	_____
		<input type="checkbox"/> Meet 'N Greet	_____
		<input type="checkbox"/> Newsletter	_____
		<input type="checkbox"/> Nominating	_____

TREASURER'S USE ONLY:

Dues received: Date _____ Cash _____ Check # _____ Amount _____ Rec'd by _____



FANTASTIC Quilts on the Lakeshore



Viewer's Choice Ribbon Winners

Traditional Machine Pieced – Machine Quilted – Large

Blue	Julie Klump	Wedding Starburst
Red	Donna Theiss	Sound Of The Woods
Red	Marlene Denor	Nature's Beauty

Traditional Machine Pieced – Hand Quilted

Blue	Kay Rusch	Pedal Play
Red	Mary DeLay	Ryan's Art

Traditional Machine Pieced – Machine Quilted – Small

Blue	Mary Ellen Beebe	Holy Mooly (Master Quilter)
Red	Lucy Zeldenrust	Woodside Garden (Master Quilter)
White	Lucy Zeldenrust	Quilt Camp Confetti (Master Quilter)
White	Peggy Valitchka	Old Glory

Traditional Machine Pieced – Applique – Machine Quilted – Large

Blue	Marlene Denor	Feels Like Spring
Red	Terry Wolf	Brown Sugar Sampler
White	Mary Hutchinson	Christmas Favorites

Traditional Applique – Hand Applique – Machine Quilted – Large

Blue	Debbie Mitchler	In Remembrance (Most overall votes)
Red	Julia Rockwell	Chestnut and Vine

Traditional Applique – Machine Applique – Machine Quilted

Blue	Kay Olker	The Prairie Garden
Red	Terry Wolff	Farm Friends
Red	Nan Groll	Ho Ho Ho

Traditional Applique – Hand Applique – Machine Quilted – Small

Blue	Robin Camarata	Great Blue Heron
Red	Julia Rockwell	French Essence

Hand Embroidered – Machine Quilted – Large

Blue	Betty Schwede	Roses From Mom
------	---------------	----------------

Hand Embroidered – Machine Quilted – Small

Blue	Ann Hall	Old World Santa
Red	Patti Angoli	Snow Ladies

Hand Embroidered – Hand Quilted – Small and Large

Blue	LouAnn Moore	The Queen And Her Court
Red	Tammy Ricks	I come to the Garden Alone

Machine Embroidered – Machine Quilted – Large

Blue	Nan Groll	Feels Like Spring
Red	Marlene Denor	Celebrations

Machine Embroidered – Machine Quilted – Small

Blue	Marlene Denor	Holiday Redwork
Red	Patty Angoli	Christmas Baltimore
White	Nan Groll	Christmas Baltimore Album
White	Nan Groll	Seasons Greetings

Group Friendship Quilts

Blue	Peggy Valitchka	Flower Boxes
Red	Peggy Valitchka	A 30's Scrap Quilt
White	Ann Hall	Grandmother's Flower Garden
White	Mary Ellen Beebe	Pick Up Sticks

9000's

Blue	Mary Ellen Beebe	Does This Make My Butt Look Big?
Red	Mary Ellen Beebe	Hi Ho Silver

Security Choice

Patty Angoli	Batik Log Cabin
--------------	-----------------

Show Committee Co-Chair Choice

Elaine Nelson	Dodem Guide
---------------	-------------

Cook's Choice

Marlene Denor	Feels Like Spring
---------------	-------------------

Judged Quilts Ribbon Winners

Traditional Machine Pieced – Machine Quilted – Large

1 st	Karen Hoffmann	Allietare
2 nd	Karen Hoffman	Grandma's Vegetable Garden
3 rd	Julie Klump	Wedding Starburst

Traditional Machine Pieced – Machine Quilted – Small

1 st	Donna Theiss	Rustic Star
2 nd	Donna Theiss	Daisy Delight

Novice

1 st	Taylor Leiteritz	Boutique Beauty
-----------------	------------------	-----------------

Traditional Machine Pieced – Hand Quilted – Small

1 st	Robin Camarata	Peachy Dream
2 nd	Rosalie Miller	Salute to the Flag
3 rd	Rosalie Miller	Crossroads

Appliqué – Machine Appliqué – Machine Quilted – Small

1 st	Nannette Groll	HO HO HO
2 nd	Kay Olker	The Prairie Garden

Appliqué – Hand Appliqué – Machine Quilted – Small

1 st	Robin Camarata	The Great Blue Heron
-----------------	----------------	----------------------

Machine Embroidered – Machine Quilted – Large

1 st	Marlene Denor	Feels like Spring
2 nd	Nannette Groll	Feels like Spring
3 rd	Marlene Denor	Celebrations

Machine Embroidered – Machine Quilted – Small

1 st	Nannette Groll	Season's Greetings
2 nd	Marlene Denor	Holiday Redwork
3 rd	Nannette Groll	Christmas Baltimore

Miscellaneous

1 st	Karen Hoffmann	Harvest Table
2 nd	Nannette Groll	Nativity Table Runner
3 rd	Marlene Denor	Roses

Group		
1 st	Peggy Valitchka	Paisley
Art Pictorial		
1 st	Mary Ellen Beebe	Does this make my butt look big
2 nd	Taylor Leiteritz	Imperial
Art Abstract		
1 st	Mary Ellen Beebe	Purple Bricks
Appliqué – Hand Appliqué – Machine Quilted – Large		
1 st	Debbie Mitchler	
Master		
1 st	Lucy Zeldenrust	Cosmic Power
2 nd	Lucy Zeldenrust	Japanese Water Garden
3 rd	Mary Ellen Beebe	Holy Mooly
Judge's Award		
	Robin Camarata	
Challenge Quilts		
1 st	Mary Kempf	Rahr Memorial School Forest
2 nd	Mary Hutchison	Soaring over Manitowoc County
3 rd	Mary Ellen Beebe	Wisconsin Windows

Quilt Show Wrap Up Meeting – May 4th 2017

The FAN-tastic quilt show was a success. Carol and I want to thank all PLQ members and family members who assisted in making this show a success. Thank you, Thank you, Thank you.

The next show is set for April 4, 5, 6, 7 2019.

RECOMMENDATIONS FOR THE 2019 SHOW:

Enter the show: A sign is needed to let viewers know what door is to be used to enter the quilt show. There was some confusion here.

Times of the show: Saturday 9 to 5 pm and Sunday 9 to 3pm. Some people, vendors mentioned we could have ended the show at 4pm on Saturday as by 3pm Saturday the attendance was low.

Ribbons: There were 2 ribbons. Viewer's choice and Judged ribbons on the quilts. Suggestion was to add a little ribbon to the large one stating what area the member received their ribbon from. The ribbons this year stated 2017 Fantastic quilt show and did not specify what was won.

Set Up Thursday: Set up tables on the side walls and not in the center of the building, the quilt viewing area. Then those starting to set up the poles, lights, black drapes can easily get started.

More people, men, family members are needed to assist Thursday night. More large ladders are needed. Soda and water should be provided by the guild.

Vendors should come in at 4 pm Friday to set up, NOT EARLIER.

Tickets/Admittance: A committee is needed for setting up the admit tables, table cloths, hand stamp, ballot box, pencils, viewer's choice ballots, money box etc. PLQ banner.

Young adults: The children loved the scavenger hunt. Explain to the parents about the viewer's choice ballots, as some parents did not know they were to vote. Good attendance with children this year.

Quilt label: Sew quilt label on the right side of the quilt as you are looking at the front of the quilt.

Co-Chairs: Order corsage for the Honoree Quilt Artist prior to the show.

Category: Some discussion as to eliminating the master quilter category. Several members are new to putting their quilts in the show for the first time, but are not a novice quilter as these members have been quilting for years. Decision will be made prior to the next show.

Raffle quilt: START SOON September 2017. The raffle quilt did get done for this show, but it would have been nice to have more time for the work involved.

New PLQ Members: It was a success this year to offer a 15 month membership for the PLQ membership cost. We gained 9 new members.

Committee sign up: It must be stressed that when one signs up for a committee, this is a commitment to do preliminary work with that committee for several months prior to the show. It is not just working at the show. Working at the show is by a sign up sheet sent around shortly before the quilt show called a work schedule. All members are expected to assist at the show. Overall we only have to work once every 2 years.

Take Down Committee: When men are taking the poles down, have them yell out "Quilt" so the women or others know a pole is coming down. A few were hit in the head by a pole. When they are taking down, all please be aware of one's surroundings.

Lay Out: When bringing quilts in on Friday, place them on the tables according to the bay they are assigned to be hung for the show.

Registration: Continue to have a hard deadline for entering their quilts in the show. This was a success.

Work Schedule: More assistance is needed.

Gift Boutique: All went well and more members entered their "for sale" items. It was a success.

Thanks again,

Donna and Carol

Happy Mother's Day

